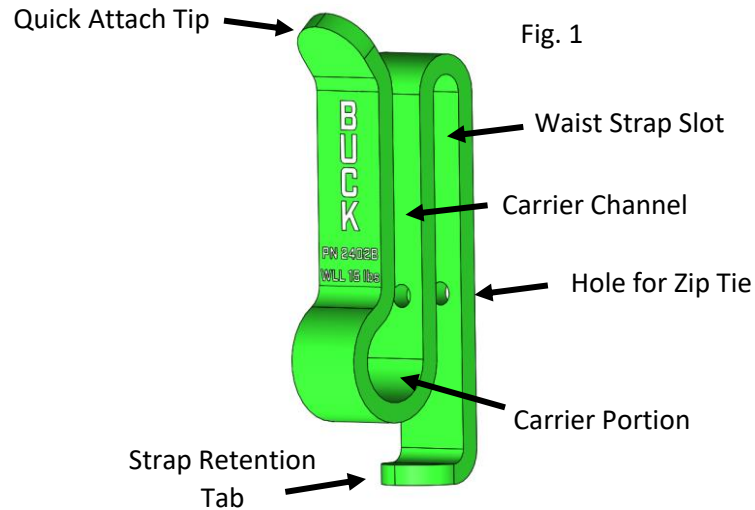


# BUCKINGHAM MFG

## PN 2402B BuckCarrier – Chainsaw / Accessory Carrier

### Instructions / Warnings

The Buckingham BuckCarrier (Fig. 1) is designed to store a chainsaw or other accessories with a maximum weight of 15 lbs. on an Arborist saddle or belt.



**Dimensions:** 4 1/2" High x 3/4" Wide x 1 3/4" Deep

**Rating:** 15 lbs. Working Load Limit (WLL)

### **Attachment Instructions:**

The BuckCarrier is intended to be attached to the waist strap of an Arborist saddle or belt as shown:

1. Locate the accessory slots in the back strap / belt strap of your saddle or belt (Fig. 2).
2. Insert the strap retention tab of the BuckCarrier into the desired accessory slot (Fig. 3)
3. Rotate the BuckCarrier 90° upward and push fully into slot (Fig. 4 -5).

Fig. 2



Accessory slots in back strap webbing

Fig. 3



Fig. 4




Fig. 5



- Secure the BuckCarrier to the back strap by placing the zip tie through the provided hole and trim excess zip tie (Fig. 6 -9). This prevents the BuckCarrier from accidentally sliding off back strap.

Fig. 6



Fig. 7




Fig. 8



Fig. 9



Note: Installation location will vary depending on model of Arborist saddle or belt.

#### **Inspection:**

- Ensure the carrier is not bent or distorted and is free of cracks.

If any evidence of wear or deterioration as outlined above is observed, immediately cease use, destroy the product, and replace it with new equipment. Should any unusual conditions not outlined above be observed, or you have reasonable doubt about a particular condition, remove the equipment from service and notify your Supervisor, Safety Director, or contact Buckingham Mfg. Co. for clarification. Failure to carefully and completely inspect your equipment could result in serious injury or death.

#### **Warnings:**

- Know the job and the regulations governing performance requirements and select the proper equipment.
- Read carefully, understand, and heed these and all other included instructions, warnings, and cautions before using equipment. Failure to do so could result in your serious injury or death. Should questions arise concerning the proper use or condition of your equipment, contact Buckingham Manufacturing Co. at 1-800-937-2825.
- This equipment is intended for use by properly trained professionals only.
- Never store a running chainsaw on carrier
- Do not use for human support.
- The open design of this product can allow (in certain situations) equipment to accidentally release from carrier. It is suggested that any equipment stored on the BuckCarrier be backed up with an accessory lanyard.
- This product is designed with a maximum working load limit of 15 lbs.
- This product is not designed as a breakaway and will not release.
- Do not use the BuckCarrier as the anchor point for your chainsaw / accessory lanyard or tether.
- Never use this product for a fall arrest, fall restraint or work positioning attachment.
- Be certain this equipment is suitable for the intended use and work environment. If suitability for intended use is in doubt, consult a safety engineer or contact Buckingham Mfg. before using.
- Only Buckingham Mfg. Co., or those authorized in writing by Buckingham Mfg. Co., may make repairs to this equipment.
- Product covered under these instructions / warnings should not be resold / redistributed or re-used after use by original user.

#### **Buckingham Mfg. Co.**

Binghamton, NY

[www.buckinghammfg.com](http://www.buckinghammfg.com)

1-800-937-2825

Information contained in these written instructions supersedes all other information (written, audio, video etc.) produced by Buckingham Mfg. prior to the revision date of this document.