

Buckingham

introduces the BuckSkinner...


**...designed and patented by a Journeyman Lineman
and constructed to quickly, safely and easily strip wire.**

The BuckSkinner advantages include:

- *Ergonomically designed grips and a convex edge that cuts the jacket not the conductor.*
- *Finger guards to prevent user lacerations.*
- *Ability to strip outer jackets on overhead or underground cables up to 2 inches in diameter.*
- *Sharpens like any other edge.*
- *Ideal for stripping cable in any position.*




Patented Design



Index	Product	Product Code
A	BuckSkinner	7095
B	Guard	70951
C	Holster	4051
Not Shown	BuckSkinner with ring	7095R

The Three P's for Stripping Cable:



Penetrate the blade into the insulation jacket at approximately a thirty degree angle.



Place thumbs under the cable, applying pressure against the bottom of the cable as the BuckSkinner cuts the jacket.



Pull with straightened arms once the sharpened edge is on the conductor, leaning back and easing the BuckSkinner toward you to strip the insulation jacket.

"ASK A LINEMAN!"

For Questions Call Jim Goodson: 1-815-922-9168 OR 1-815-436-9704

Buckingham's ***Wire Stripping Tool...*** ***...Model No. 7095 BuckSkinner*** **Warnings & Instructions**

1. Remove the guard and check for tool defects such as dull, bent, chipped or broken blade. Remove from service if damaged.
2. Apply pressure of Buckskinner edge at approximately a 30° angle into outer jacket (see illustration A).
3. Once you penetrate the wire jacket, place thumbs under wire (see illustration A), and level Buckskinner on top of conductor.
4. After edge is completely resting on conductor, lean back and pull steadily, balancing your weight carefully with your shoulders, arms, and wrists, letting your body weight supply the force to easily slide the tool through the jacket. (see illustration B) Note: Don't jerk the Buckskinner as this may cause the tool to slip, causing injury.
5. The jacket can now be stripped clean from the conductor and cut off.
6. The convex edge does not allow the conductive material to be damaged (see illustration C).

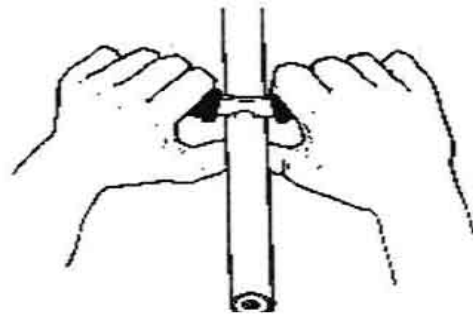


Illustration A

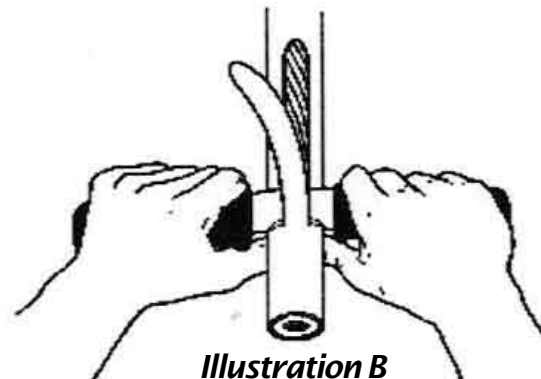


Illustration B



Illustration C

“ASK A LINEMAN!”

For Questions pertaining to the BuckSkinner,
Call Jim Goodson: 1-815-922-9168 OR 1-815-436-9704

Buckingham Manufacturing Company, Inc.

P.O. Box 1690, 1-11 Travis Avenue
Binghamton, NY 13902

Tel: (607) 773-2400 • E-Mail: sales@buckinghammfg.com

www.buckinghammfg.com

